

Welcome to Music Ecademy!

This document is going help you get started with your Music Ecademy account.

Music Ecademy is designed to help you get the most out of your music education, making learning fun and engaging.

Thank you for enrolling, and we hope you enjoy using Music Ecademy!

Contents

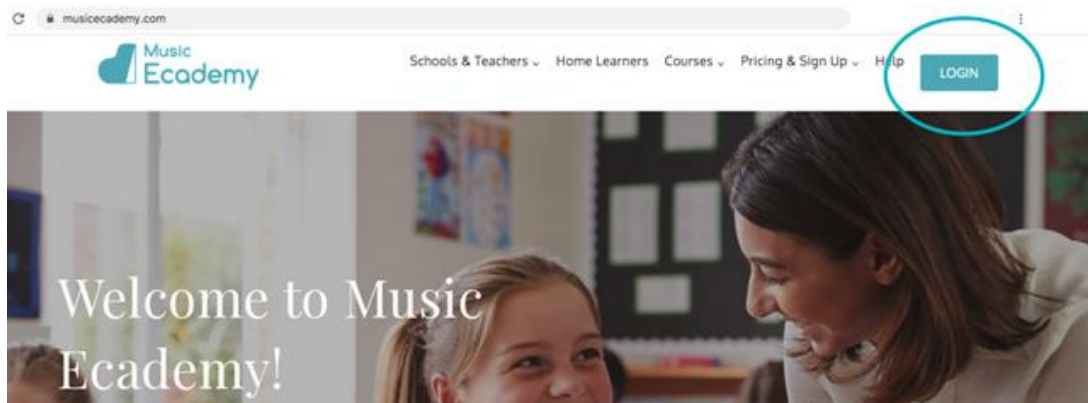
<u>Getting started</u>	2
<u>Editing your profile</u>	3
<u>Student dashboard</u>	4
<u>Placement tests</u>	5
<u>Courses</u>	6
<u>Course dashboard</u>	7
<u>Lessons</u>	8
<u>Quizzes</u>	9
<u>Games</u>	10
<u>Gamification features</u>	11
<u>Progress bar</u>	12
<u>Certificates</u>	13
<u>Need more help?</u>	14

GETTING STARTED

1

Log In

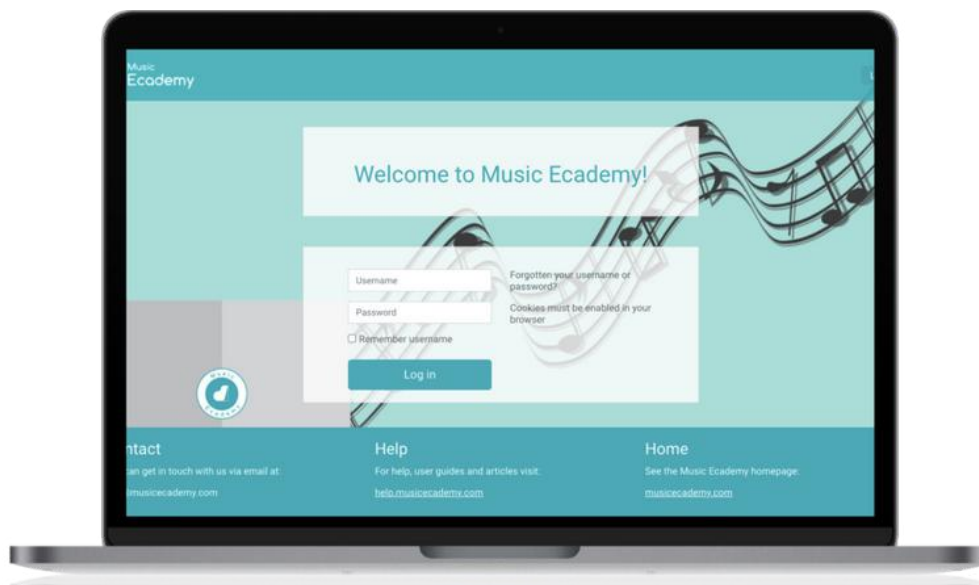
To get started firstly head to www.musicacademy.com and click on the 'Login' button at the top right of the screen.



2

Enter Username and Password

You can log in using your username and password. We will either have sent you your username and password in an email, or if you are signed up through a school your teacher will have given you your details.



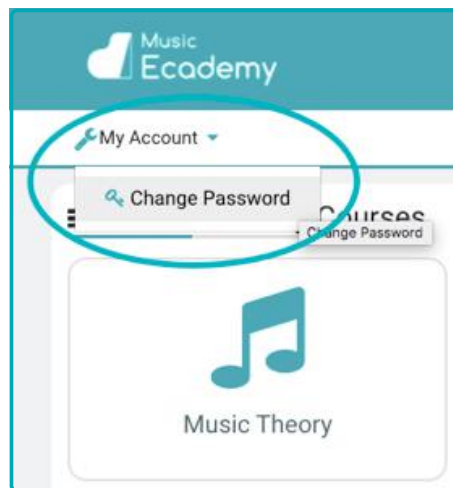
EDITING PROFILE

3

Change Password

You can change your password from the drop down menu at the top left of the dashboard labelled 'My Account'.

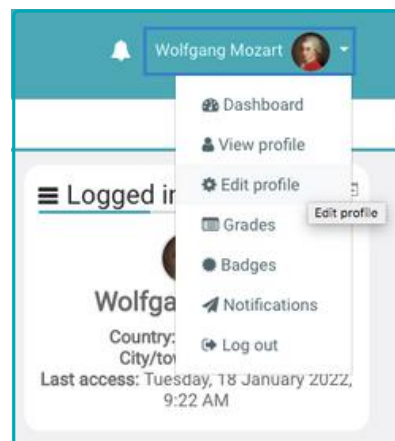
We recommend that you change your password when you first log in.



4

Edit Profile

From the edit profile section you can change details such as your name and email address. You can also add other details, for example your Country or City, and you can even add a picture of your favourite musician or character!



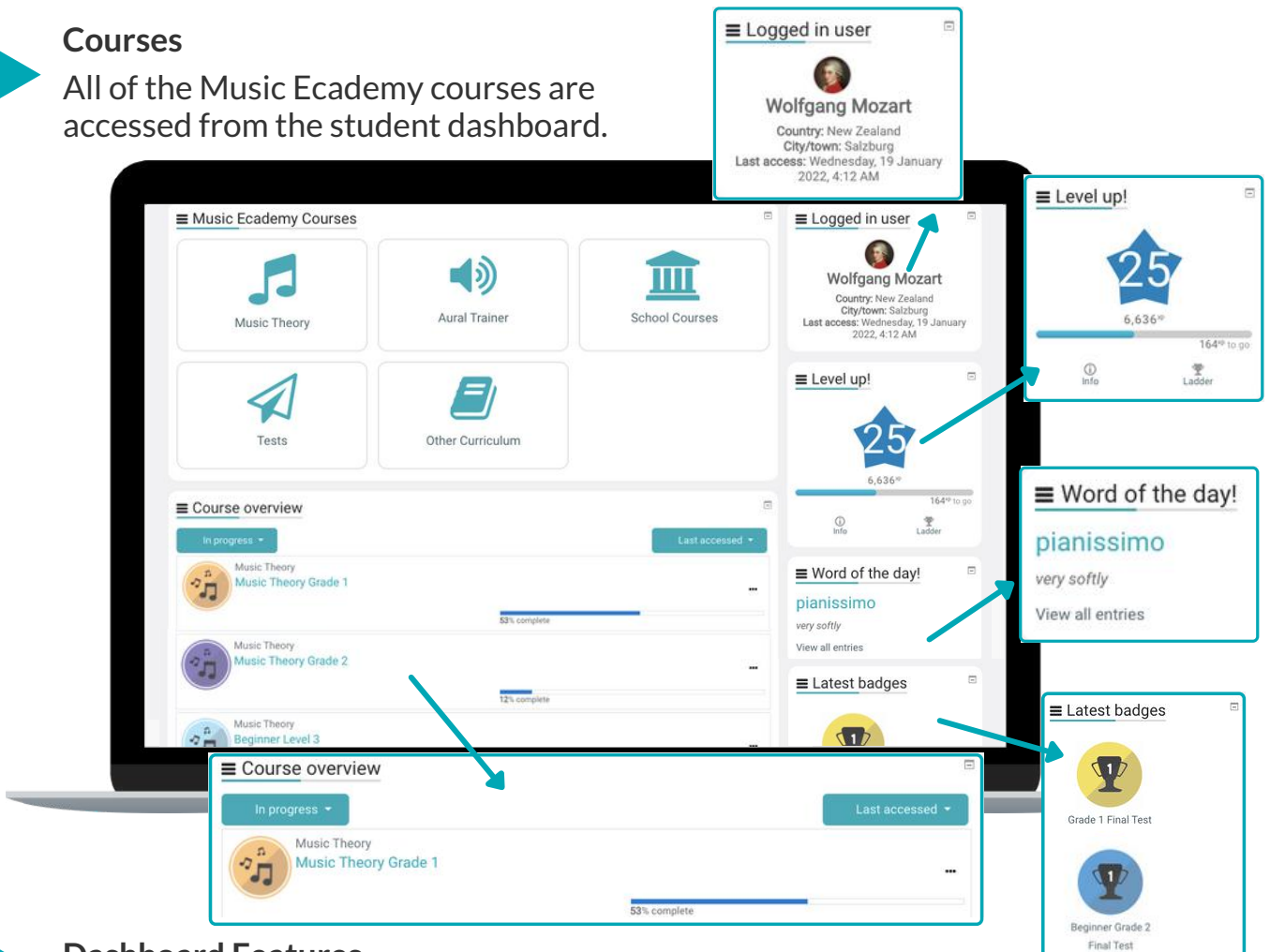
STUDENT DASHBOARD

Student Dashboard

This is what you will see when you first log in to Music Academy.

Courses

All of the Music Academy courses are accessed from the student dashboard.



The screenshot shows the Music Academy student dashboard. The main navigation bar includes 'Music Theory', 'Aural Trainer', 'School Courses', 'Tests', and 'Other Curriculum'. The 'Course overview' section shows progress for 'Music Theory Grade 1' (53% complete) and 'Music Theory Grade 2' (12% complete). The right sidebar contains a 'Logged in user' profile for Wolfgang Mozart, a 'Level up!' section with a score of 25 and 6,636 points, a 'Word of the day!' section with the word 'pianissimo' (very softly), and a 'Latest badges' section showing 'Grade 1 Final Test' and 'Beginner Grade 2 Final Test'. Callout boxes highlight these features with arrows pointing to their respective locations on the dashboard.

Dashboard Features

- **Profile:** displays your profile information.
- **Word of the day:** changes every day to help you practice your musical terms.
- **Level up:** the more you do, the more you climb the levels!
- **Latest badges:** displays your most recent badges. You earn badges for passing grades/courses, passing certain sections, and getting high marks.
- **Course overview:** you can see an overview of your courses and your progress
- **Site news:** any updates and content releases will be announced here.

PLACEMENT TESTS



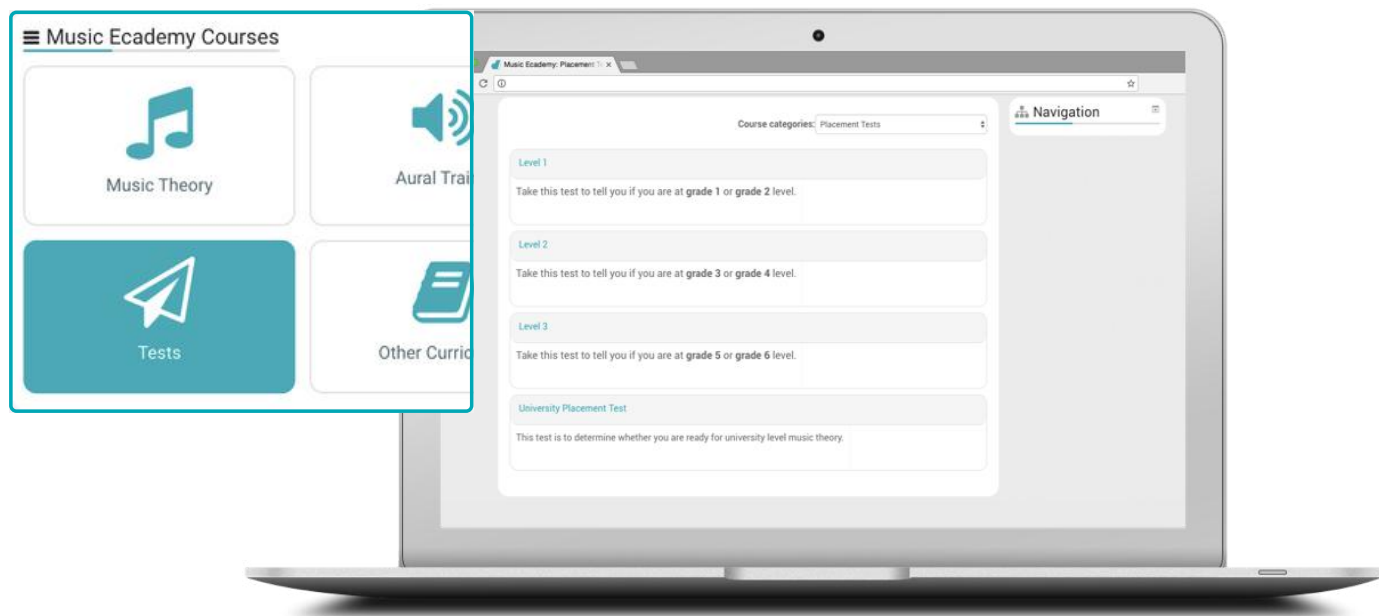
Placement Tests

A good place to start is with the placement tests.

Our placement tests are designed to give you an idea of your level. They will suggest a grade at which you should start. These are just a suggestion, and you can start wherever you want!

We have 3 placement tests suited for different levels, plus a university placement test to assess if students are ready to start a university music course.

You can find the placement tests from your student dashboard.



COURSES



Courses

From your dashboard you can access all of the Music Academy courses.

These include:

MUSIC THEORY

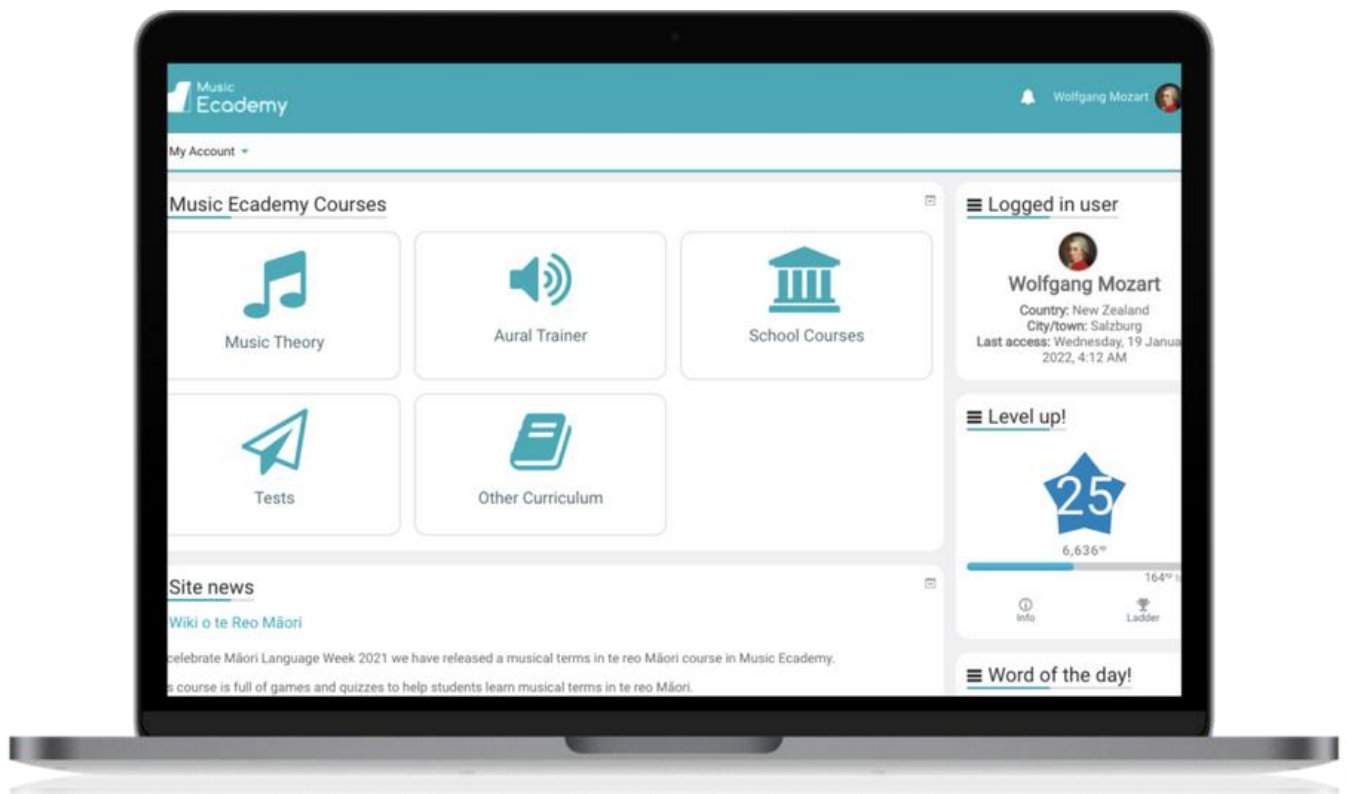
Graded system, following the curriculum of ABRSM and Trinity College

AURAL TRAINER

Graded system, following the curriculum of ABRSM and Trinity College

SCHOOL COURSES

School curriculum aligned with the New Zealand and Australian school curriculum, covering the curriculum levels and NCEA



COURSE DASHBOARD

Courses

Once within the course you will see your course dashboard.

Grade 1 Progress Bar
Progress: 54%
Strengthen Your Skills - Quiz 2
Not completed

Course completion status

Music Theory
Grade 1
Work your way through the topics below. Each topic consists of lessons and quizzes. You have to get a certain grade in order to pass the quizzes but you can try them as many times as you want. Work hard to collect points to add to the level up and leaderboard, earn badges by completing quizzes, and remember to have fun!

The Stave
Simple Time Signatures

Accidentals
Strengthen Skills!

Note Values
The Major Scale

Logged in user
Wolfgang Mozart
Country: New Zealand
City/town: Salzburg
Last access: Wednesday, 19 January 2022, 5:11 AM

Level up!
25
6,645^{pt}
155^{pt} to go
RECENT REWARDS
9th Course viewed 6m

Leaderboard
Weekly Monthly General

Pos	Fullname	Points
1	Mozart	606.5
2	Beethoven	534.6
3	Chopin	520.7
4	Liszt	499.8

Working Through the Grades

The grades are broken down into bite-sized topics for you to work through.

Each topic contains lessons followed by quizzes so that you are continuously quizzed on what you have learnt.

You need to get a minimum grade in order to pass the quizzes. You can read the lessons and take the quizzes as many times as you want!

At the end of each grade there is a final test which you need to pass to complete the grade.

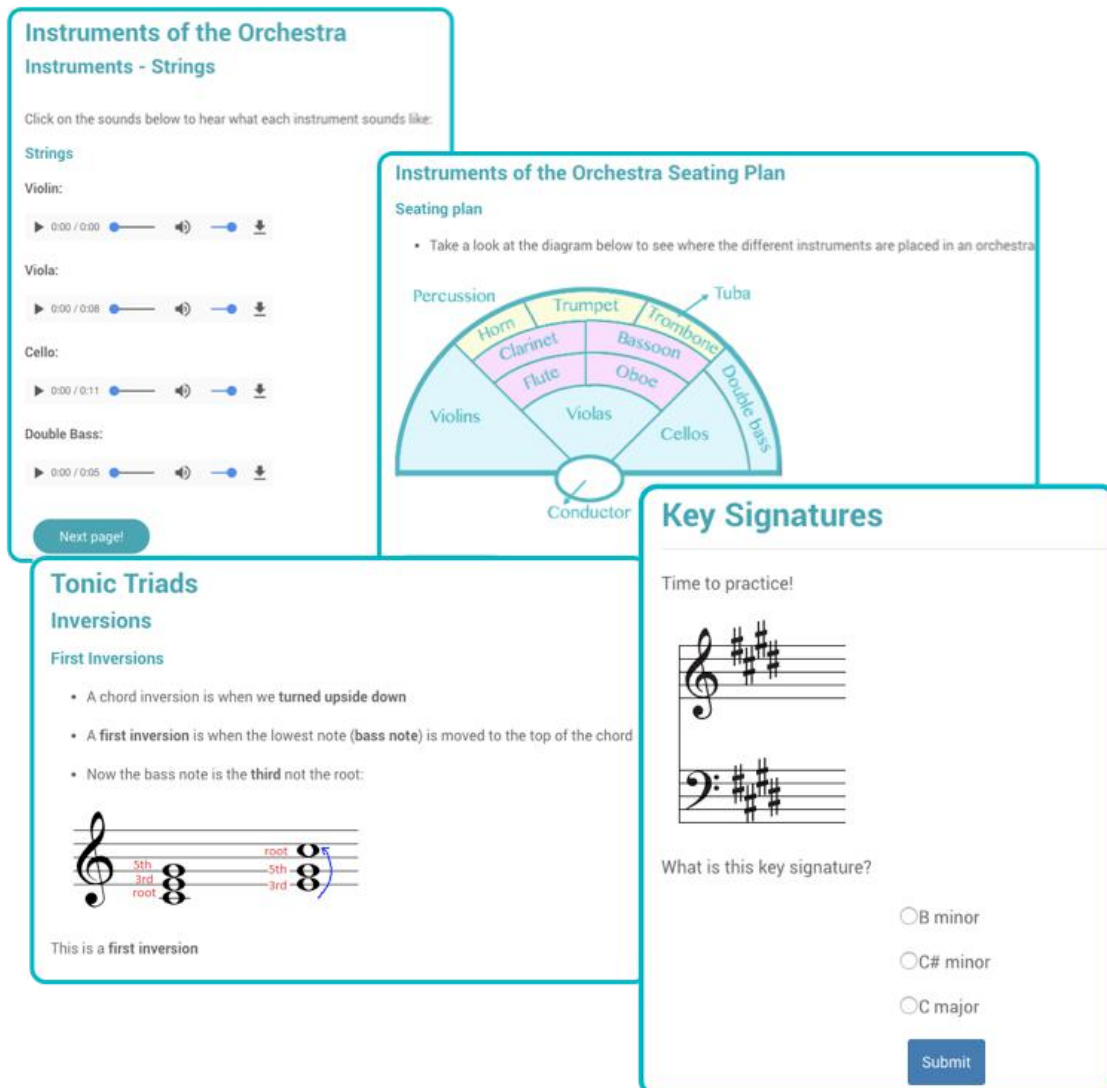
LESSONS

▶ Lessons

Lessons are laid out in an easy to understand manner, with diagrams, audio and images.

At the end of the lesson there is a quiz question to make sure you have read the material, before you can move on.


You can repeat the lessons as many times as you like.





Instruments of the Orchestra
Instruments - Strings


Click on the sounds below to hear what each instrument sounds like:

Strings

Violin: 

Viola: 

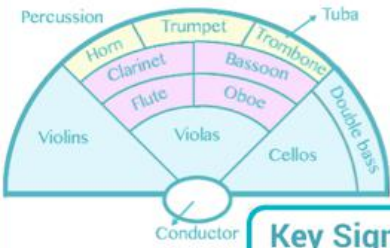
Cello: 

Double Bass: 

Next page!


Instruments of the Orchestra Seating Plan
Seating plan

- Take a look at the diagram below to see where the different instruments are placed in an orchestra



Key Signatures

Time to practice!



What is this key signature?

B minor

C# minor


C major

Submit

Tonic Triads
Inversions

First Inversions

- A chord inversion is when we turned upside down
- A first inversion is when the lowest note (bass note) is moved to the top of the chord
- Now the bass note is the third not the root:



This is a first inversion

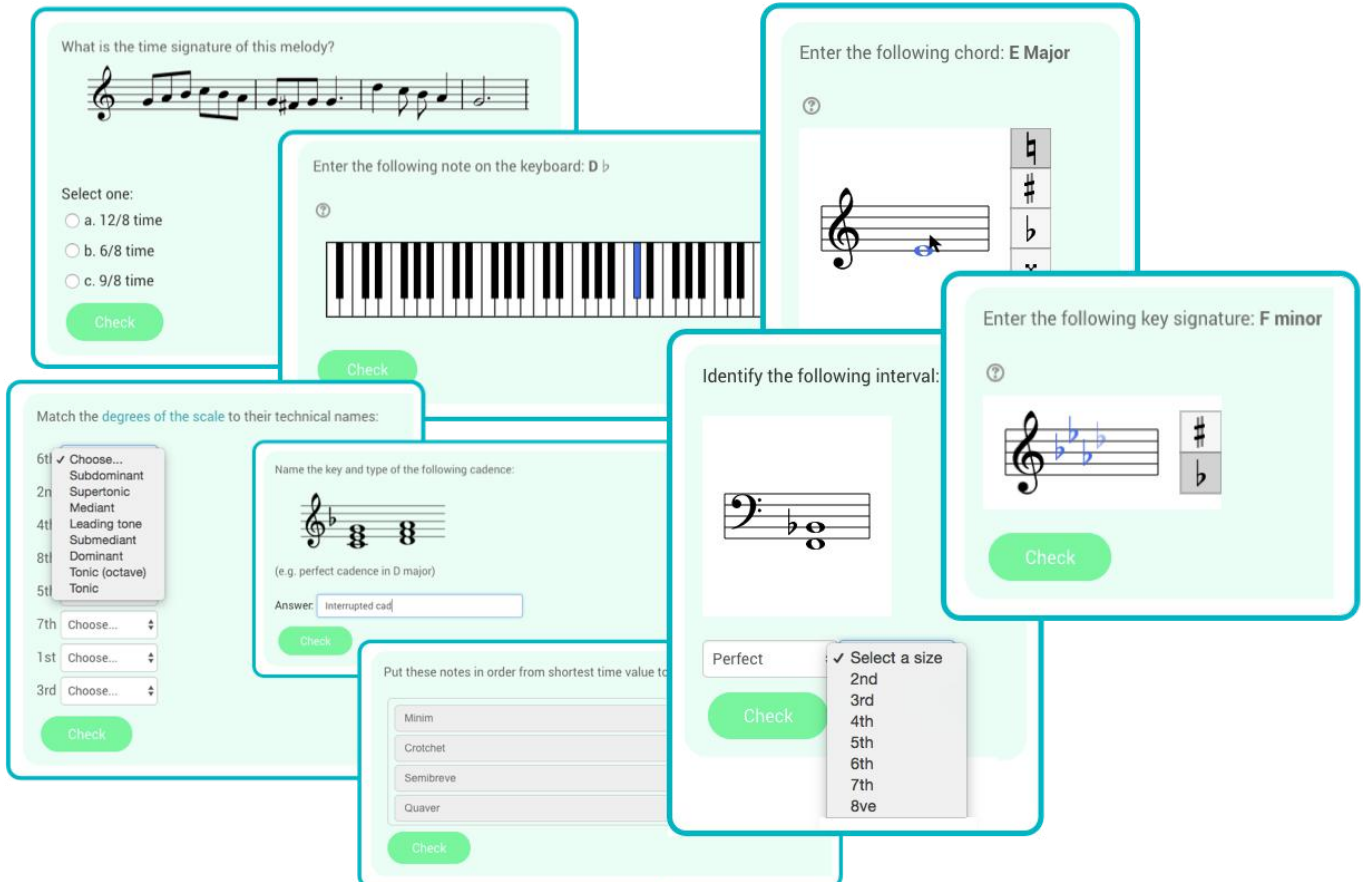
QUIZZES

▶ Quizzes

Each lesson has quizzes that go with it. We want you to learn the best way possible – through practice!

You can attempt the quizzes as many times as you want and you will pass the quiz once you achieve the pass grade (varies according to quiz)

There are a variety of quizzes including multiple choice, note input, keyboard input, drop-down, drag and drop, matching ordering and writing the answer.



The collage illustrates various quiz types:

- Time Signature Quiz:** "What is the time signature of this melody?" with a musical staff and multiple choice options: a. 12/8 time, b. 6/8 time, c. 9/8 time.
- Keyboard Input Quiz:** "Enter the following note on the keyboard: D ♭" with a piano keyboard diagram.
- Chord Input Quiz:** "Enter the following chord: E Major" with a musical staff and a key signature selector.
- Key Signature Quiz:** "Enter the following key signature: F minor" with a musical staff and a key signature selector.
- Interval Quiz:** "Identify the following interval:" with a musical staff and a dropdown menu for interval sizes (2nd, 3rd, 4th, 5th, 6th, 7th, 8ve).
- Cadence Quiz:** "Name the key and type of the following cadence:" with a musical staff and an answer field containing "Interrupted cad".
- Scale Degrees Quiz:** "Match the degrees of the scale to their technical names:" with a dropdown menu for scale degrees (6th, 2nd, 4th, 8th, 5th, 7th, 1st, 3rd) and a list of technical names (Subdominant, Supertonic, Mediant, Leading tone, Submediant, Dominant, Tonic (octave), Tonic).
- Note Ordering Quiz:** "Put these notes in order from shortest time value to..." with a list of note values: Minim, Crotchet, Semibreve, Quaver.

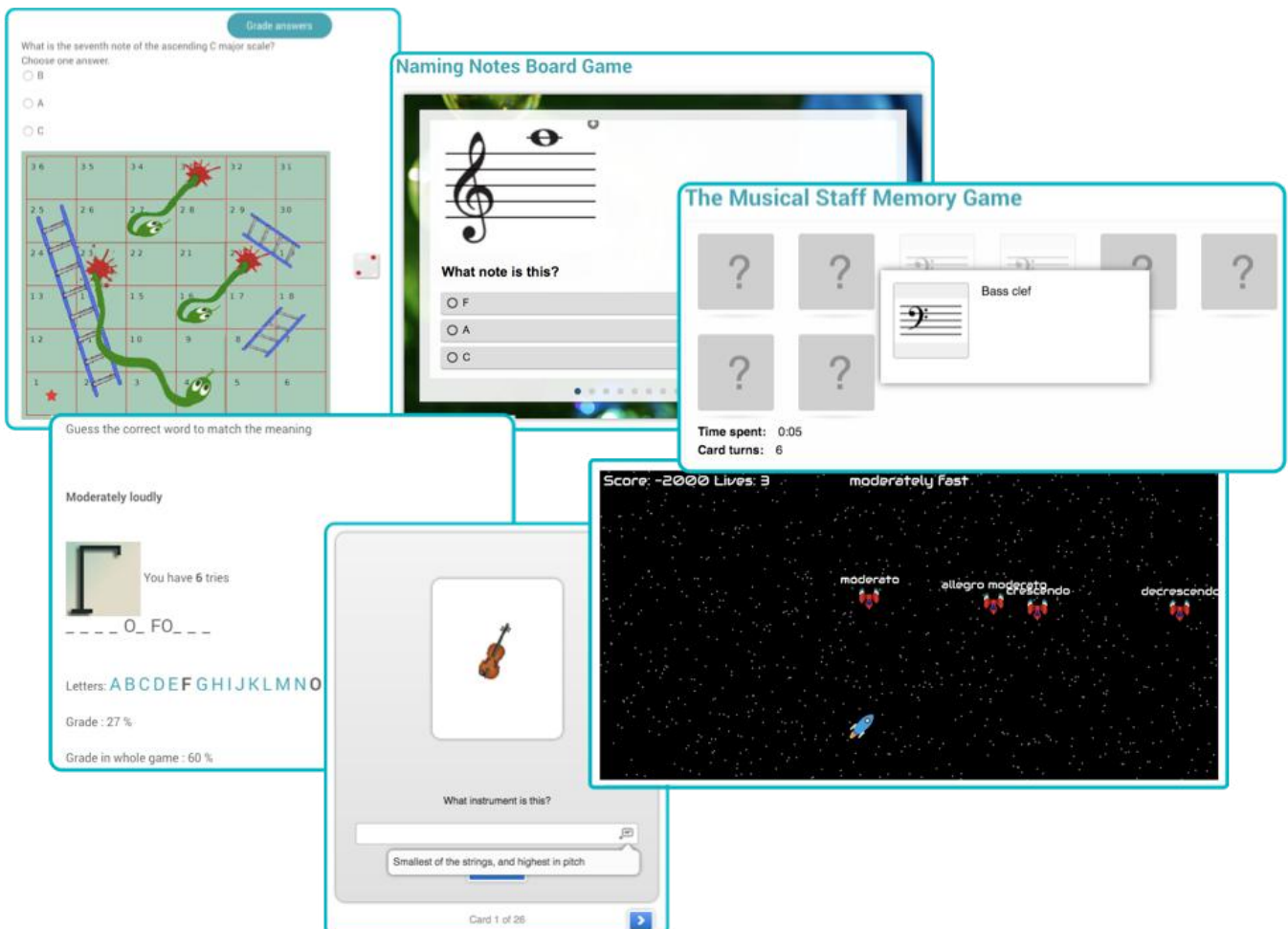
GAMES

▶ Games

Some courses also include games to offer additional practice.

These include shooting games, board games, memory games, and flashcard games, the latter are particularly good for young learners.

The 3 beginner music theory grades (beginner levels 1 - 3) are specifically built for younger learners, and contain the games to make the material more manageable.



The collage features several educational games:

- Grade answers:** A quiz question: "What is the seventh note of the ascending C major scale? Choose one answer." with options B, A, and C. Below is a 10x10 grid with numbers and musical symbols like a treble clef and a snake.
- Naming Notes Board Game:** A game interface with a musical staff and a question: "What note is this?" with options F, A, and C.
- The Musical Staff Memory Game:** A memory game with a grid of question marks and a card showing a bass clef. It includes a timer for "Time spent: 0:05" and "Card turns: 6".
- Word Guessing Game:** A word search puzzle with the clue "Moderately loudly". It shows a piano key symbol and the text "You have 6 tries" and "Letters: ABCDEFGHIJKLMNOP".
- Instrument Identification Game:** A card showing a violin with the question "What instrument is this?" and a text input field containing "Smallest of the strings, and highest in pitch".
- Shooting Game:** A space-themed shooting game with a score of -2000, 3 lives, and various musical terms like "moderately fast", "moderato", "allegro moderato", "crescendo", and "decrecendo" as targets.

GAMIFICATION FEATURES

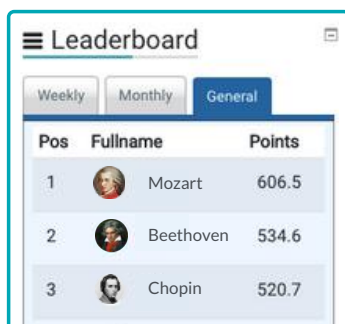
▶ Gamification Features

On all of the course dash-boards you will find the gamification features. These are designed to keep you engaged and motivated and to have fun whilst learning!



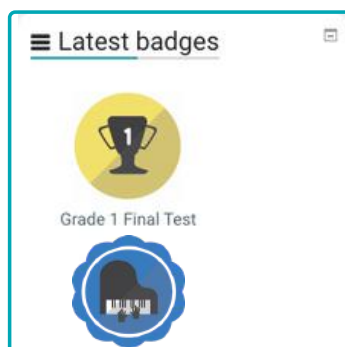
LEVEL UP

The more you participate in the course lessons and quizzes the more points you get! The level Up is site wide, so whichever course you are in will contribute to your points



LEADERBOARD

The leaderboards are by grade. The more you do the more points you get. Compete against your classmates and students world wide and watch yourself climb up that ladder!



LATEST BADGES

This displays your latest badges. Badges are awarded for passing a certain number of quizzes or lessons, achieving high marks, passing grades, final tests and half way quizzes.



PROGRESS BAR

This shows you your progress within the course. Blue is not yet completed and green is completed. If you hover over the bar you can see the topic names and icons to show you if you have passed or failed.

PROGRESS BAR



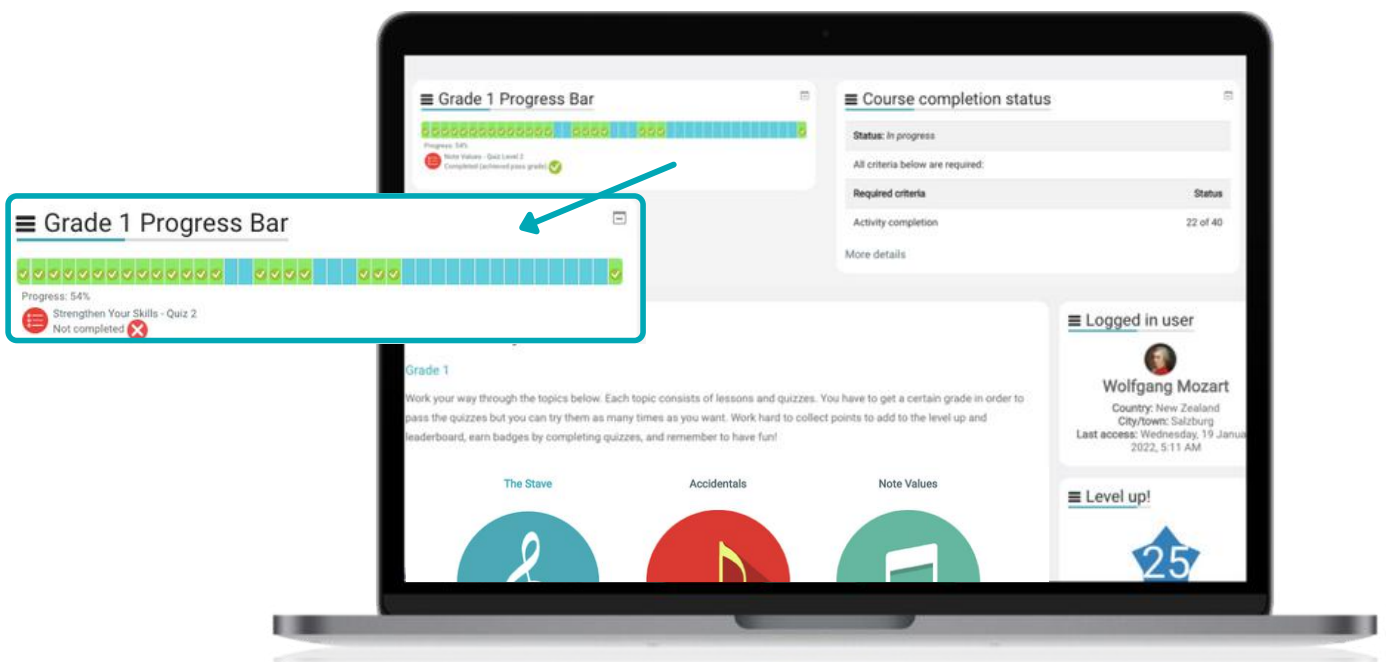
Progress Bar

The progress bar shows you your progress within the course.

Green means the topic is completed

Blue means the topic is not yet completed

If you hover over the bar you can see the topic names and icons to show you if you have passed or failed.



View attempts

Click on a section within the progress bar to take you to that lesson or quiz.

Here you can see how many attempts you have made and the grades you achieved for each attempt.

Simple Time Signatures - Quiz Level 2



This quiz will test you on simple time signatures.

You can attempt the quiz as many times as you like and your highest grade will be used.

Grading method: Highest grade

Summary of your previous attempts

Attempt	State	Grade / 16.00	Review
1	Finished Submitted Tuesday, 16 March 2021, 5:47 PM	15.00	Review

Highest grade: 15.00 / 16.00.

Re-attempt quiz

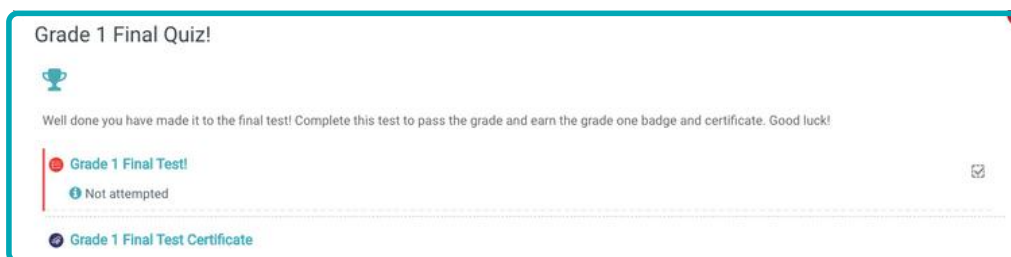
CERTIFICATES

Certificates

Once you finish a final quiz you can download a personalised PDF certificate with the date that you completed the quiz and the grade that you have achieved.

These are a great way for you to keep track of your progress, and to have something to work towards to stay motivated.

You can find these certificates in the final section of each grade or level after the final quiz.





For more information or for help using your Music Ecademy Account
please visit our website:

www.help.musicacademy.com

Alternatively please feel free to contact us at
info@musicacademy.com

We are here and happy to help!

